

Lead sponsors



Sen. Michael Bennet (D-CO)



Sen. John Boozman (R-AR)



Rep. Michael Burgess (R-TX)



Rep. Anna Eshoo (D-CA)



Rep. Mariannette Miller-Meeks (R-IA)



Rep. Robin Kelly (D-IL)



Rep. Lisa Blunt Rochester (D-DE)



Rep. Jen Kiggans (R-VA)

Key elements of the PREEMIE Act

Specifically, the PREEMIE Act will:

1 Renew the Centers for Disease Control and Prevention's research and programs on preterm birth, including improved tracking of national data.

2 Provide for a new study on the costs, impact of social factors, gaps in public health programs and calls for to make recommendations to prevent preterm birth.

3 Establish an entity in the Department of Health and Human Services to coordinate all federal activities and programs related to preterm birth, infant mortality, and other adverse birth outcomes.

Background

Last reauthorized in 2018 and expiring in 2023, **the PREEMIE Reauthorization Act represents the federal government's commitment to preventing preterm birth and its consequences, the leading contributor to infant death. This bill unanimously passed the House on December 11, 2023.**



Preterm birth, along with low birth weight babies, make up **the second leading cause of infant deaths** after birth defects.



The **health consequences** of preterm birth include developmental delays, chronic respiratory programs, and vision and hearing impairment. Having a preterm baby **impacts families emotionally and financially.**



Preterm-related causes account for **35.8% of infant deaths** in the U.S. and the annual societal economic cost (medical, education, and lost productivity) is an **estimated \$25.2B.**

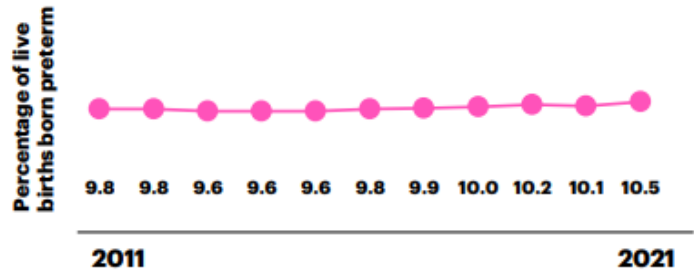


Rather than having one cause, preterm birth seems to be triggered by multiple, interacting biologic and environmental factors. We do know that a history of preterm birth, multiple gestations, and certain uterine and/or cervical problems are the strongest risk factors for preterm birth.

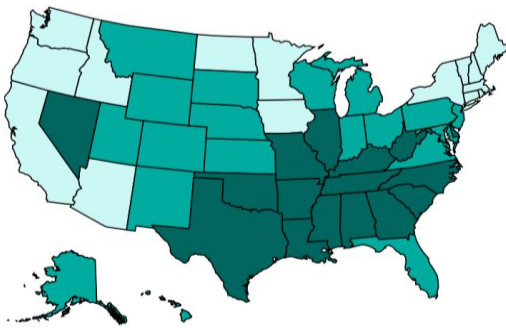
10.5% In 2021, there were **383,082 preterm births, representing 10.5%** of live births.

Facts on preterm birth

U.S. preterm birth grade: D+
U.S. preterm birth rate: 10.5%



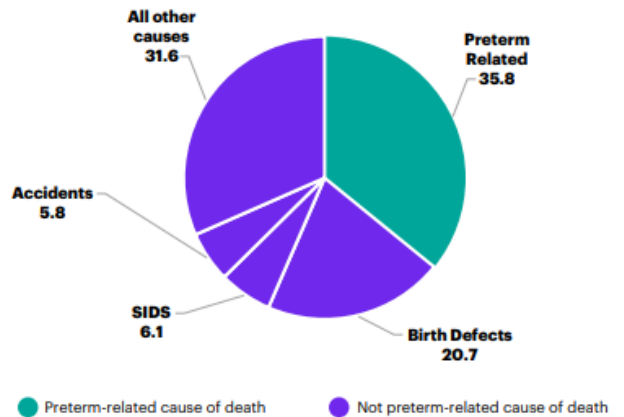
Preterm births in the United States, 2019



Percent of live births

- Over 10.6 (16)
- 9.6–10.6 (20)
- Under 9.6 (15)

Infant deaths by cause of death in the U.S., 2017 – 2019 average



Aggregate 2019-2021 preterm birth rates are shown for each of the five bridged racial and ethnic groups. The racial/ethnic group with the highest rate is compared to the combined rate for all other racial/ethnic groups.

